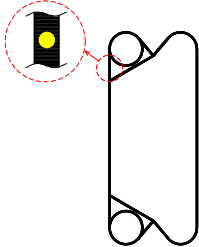
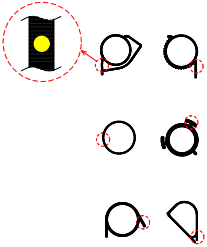
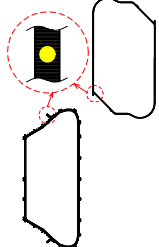


Please confirm whether the materials which you ordered and the materials of products which arrived do not have a difference before using it. The use of the wrong materials gasket causes the trouble. Please contact us when the materials of the product are different. (Osaka Office : +81-72-966-9601 Tokyo Branch : +81-3-5250-0760 Nagoya Branch : +81-52-217-2491)

1. COLOR MARKING OF GASKET



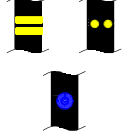

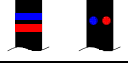


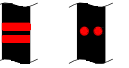















The materials of a gasket used in a pleat heat exchanger are distinguished with a color marking written down near a gasket passage hole. The color marking are written down at the position of the chart below. (a shape of the figures is one case)

COMMON FORM	SEPARATE GASKET (PASSAGE HOLE PART)	SEPARATE GASKET (HEAT TRANSFER AREA PART)
		
The neighborhood of B side passage hole of the A gasket.	In a projection or side of the neighborhood of passage hole	In a projection or straight of the neighborhood of passage hole.

※1 Because materials are unified as for the Distance-pieces in NBR , the color marking is not written down.

2. LIST OF MATERIALS NOTATION & COLOR MARKING OF GASKET

The following is the list of materials notation and color marking of gasket.

MATERIALS	COLOR MARKING	MATERIALS	COLOR MARKING
NBR	Yellow 1point 	K-EPDM	Pink 2point 
G-NBR	Yellow 2point or line Blue 1 point※2 ※2 LX-00/10, RX-13 models only 	IIR	Blue 1point 
GZ-NBR	Blue and Red for each 1 point or line 	N-IIR	Brown 1point or line 
	Blue and White for each 1 point or line 	G-IIR	Red 2point or line 
FOOD GRADE NBR	Pink 1point 		
T-EPDM	Green 1point 	FPM	Purple 3point 
N-EPDM	Pink 2point 	G-FPM	Purple 4point or line 
G-EPDM	Pink 2point or line 		
		Pink and White for each 1 point 	Si
EPDM	Pink and Green for each 1 point 	FEM	White 2point 
	Green 2point 	G-FEM	Purple 2point or line 
FOOD GRADE EPDM	Pink and Green for each 1 point 	CR	Red 1point 
	Green 2point 	CPE	Gray 1point 

※3 This manual can be downloaded from our company's homepage. (HP : <https://www.hisaka.co.jp/english/>)

※4 This list gives typical examples. Please contact us if you have any questions.